

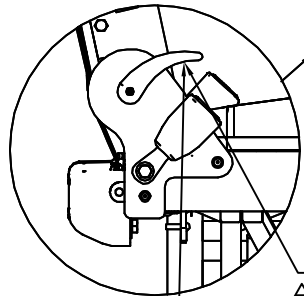
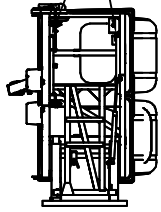
45905

NOT TO BE USED, DISCLOSED OR REPRODUCED WITHOUT PERMISSION.
PROPERTY OF FREEDMAN SEATING COMPANY.

NOTES:

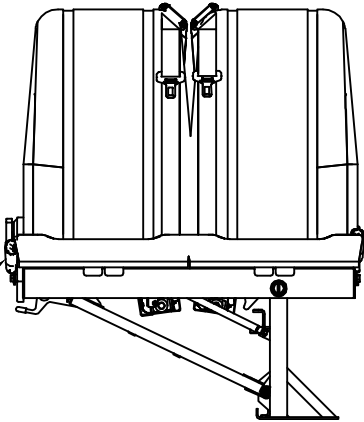
1. IF SEAT DOES NOT LOCK IN PLACE OR THERE IS SIGNIFICANT PLAY, ADJUST THE (2) 3/8-16 BOLTS AT THE END OF THE TRUSS RUNNERS.
2. IF SEAT IS NOT LOCKED IN POSITION, MAY CAUSE DAMAGE AND INJURY.
3. IF INTERFERENCE WITH WALL EXISTS, LIFT & HOLD LEVER (FROM STEP 1) WHILE PUSHING THE SEAT BACK DOWN TOWARDS THE SEAT CUSHION BEFORE PROCEEDING TO STEPS 3 & 4.

SEE NOTE 1
VIEW OF SEAT BOTTOM

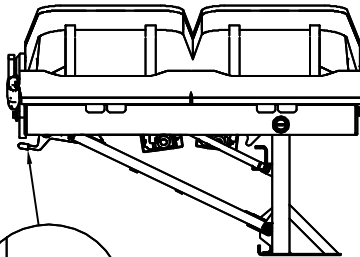


1. PULL LEVER UPWARD
2. FOLD SEAT BACK FORWARD UNTIL IN LOCKED POSITION (SEE NOTE 3)

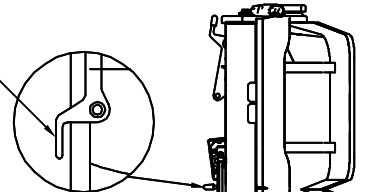
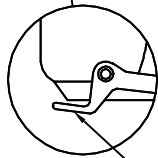
8. PULL LEVER UPWARD & HOLD WHILE RAISING SEAT BACK. LIFT UNTIL LOCKED INTO POSITION.



7. PUSH HANDLE TO FOLD DOWN. HOLD SEAT WHILE LOWERING. PUSH DOWN UNTIL IN LOCKED POSITION.

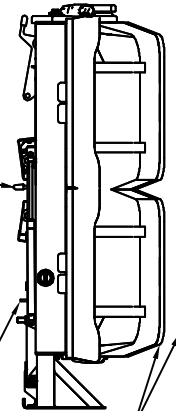


3. PUSH LEVER UPWARD
4. FOLD SEAT TOWARD WALL UNTIL IN LOCKED POSITION (SEE NOTE 3)



5. ROTATE TRUSS LOCK CLOCKWISE TO LOCK IN PLACE.
6. ROTATE COUNTERCLOCKWISE TO UNLOCK.

SEE NOTE 3



				Tolerance Unless Otherwise Specified				Material:		Freedman Seating Company		4545 W. Augusta Blvd Chicago, IL 60651	
				FRACTION 1/X ±1/32				Specifications:		Part Name			
				DECIMAL .XX ±0.02"				Drawn by:		GO-ES FOLDAWAY			
				ANGULAR ±1°				Date:		DO NOT SCALE DRAWING		Rev. B	
								Mk		45905			
								03/24/14					
Rev. Level	Description of Change	By	Date	ECN #	Rev. Level	Description of Change	By	Date	ECN #				
					B	UPDATED NOTES	JL	10/15	5017				
					A	RELEASE TO PRODUCTION	MK	03/14	3908				

DATE:

ORDER NUMBER:

Freedman Seating Co. Chicago, IL 60651
www.freedmanseating.com